

REVEAL WALL PANELS


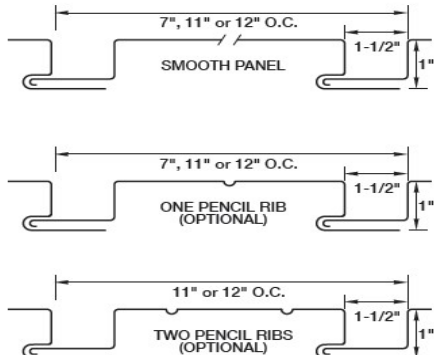
MATERIALS: -

.032 Aluminium 24 Gauge Steel
.040 Aluminium 22 Gauge Steel

SPECS: -

7", 11" or 12" O.C. 1" High

REVEAL PANEL

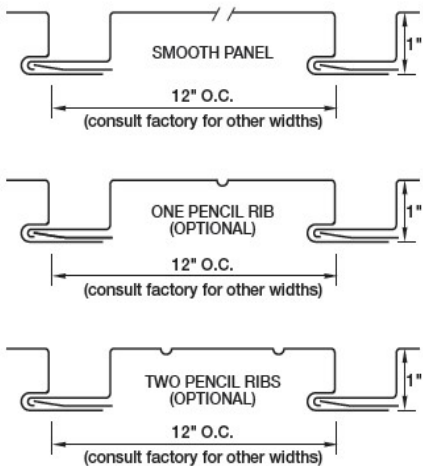


REVEAL PANEL



REVEAL PANEL W / CLIP (OPTIONAL)**

REVEAL PANEL W/CLIP (OPTIONAL)



PRODUCT FEATURES

- Levelled for flatness
- Available with up to two pencil ribs
- Rounded interlock leg provides improved flush fit
- 30-year non-prorated finish warranty
- Panel lengths from 4' to 25'

MATERIAL

- 48 stocked colors (24 gauge steel)
- 17 stocked colors (22 gauge steel)
- 34 stocked colors (.032 aluminium)
- 26 stocked colors (.040 aluminium)
- Galvalume Plus available

ASTM TESTS-FLUSH

- ASTM E330 tested-12" only
- ASTM 1592
- ASTM E283
- ASTM E331
- AAMA 501.1-05

*Limited color availability. 12" O.C. has reduced fastening flange.

A complete specification is available online at Bolton Cladding.com

**Optional concealed clips are available for added wind resistance
When needed.

FLORIDA BUILDING PRODUCT APPROVALS

Please refer to Bolton Cladding.com or your local factory for specific product approval numbers for Flush panels.