


Texture Data Sheet: Smooth



Full Sheet Illustration



2" (50.8mm) Section Profile

| | |
|--------------------------|------------------------------------|
| Short Sheet Dim.: | 98.42" (2500mm) X 49.21" (1250mm) |
| Long Sheet Dim.: | 120.07" (3050mm) X 49.21" (1250mm) |
| Thickness: | 8mm, 10mm |
| Fire Rating: | NFPA 285 Approved, ASTM E84 & E136 |

Color Options:



White

Telegrey

Zinc

Slate

Natural

Beach

Desert

Terra

Sandstone

Brick

Wheat


Moss

Blue

Texture Data Sheet: Groove



Full Sheet Illustration




2" (50.8mm) Section Profile

| | |
|--------------------------|------------------------------------|
| Short Sheet Dim.: | 98.42" (2500mm) X 49.21" (1250mm) |
| Long Sheet Dim.: | 120.07" (3050mm) X 49.21" (1250mm) |
| Thickness: | 12mm |
| Fire Rating: | NFPA 285 Approved, ASTM E84 & E136 |

Color Options:



Texture Data Sheet: Rigo



Full Sheet Illustration



2" (50.8mm) Section Profile

Short Sheet Dim.: 98.42" (2500mm) X 49.21" (1250mm)

Long Sheet Dim.: 120.07" (3050mm) X 49.21" (1250mm)

Thickness: 12mm

Fire Rating: NFPA 285 Approved, ASTM E84 & E136

Color Options:



White

Telegrey

Zinc

Slate

Natural

Beach

Desert

Terra

Sandstone

Brick

Wheat

Moss

Blue



Full Sheet Illustration




2" (50.8mm) Section Profile


| | |
|--------------------------|------------------------------------|
| Short Sheet Dim.: | 98.42" (2500mm) X 49.21" (1250mm) |
| Long Sheet Dim.: | 120.07" (3050mm) X 49.21" (1250mm) |
| Thickness: | 8mm, 10mm |
| Fire Rating: | NFPA 285 Approved, ASTM E84 & E136 |

Color Options:





Full Sheet Illustration



2" (50.8mm) Section Profile


Short Sheet Dim.: 98.42" (2500mm) X 49.21" (1250mm)

Long Sheet Dim.: 120.07" (3050mm) X 49.21" (1250mm)

Thickness: 8mm, 10mm

Fire Rating: NFPA 285 Approved, ASTM E84 & E136

Color Options:



Telegrey

Zinc

Natural